

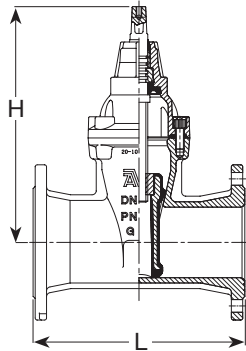


TECHNICAL INFORMATION - DIMENSIONS

AVK GATE VALVES

FACE TO FACE DIMENSIONS AND HEIGHTS ABOVE CENTER LINE:

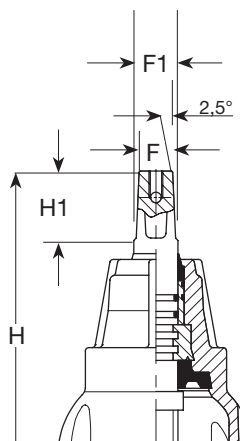
| DN | Valves to EN 1074-1 & 2, type A (DIN 3352 part 4) | | | Valves to EN 1074-1 & 2, type B (BS 5163) | |
|------|--|--|-------------------------------|---|-------------------------------|
| | Face to face dim. to EN 558-F14 (DIN 3202 part 1, F4) L mm | Face to face dim. to EN 558-F15 (DIN 3202 part 1, F5) L mm | Height above center line H mm | Face to face dim. to EN 558-F3 (BS 5163) L mm | Height above center line H mm |
| 25 | - | 120 | 180 | - | - |
| 32 | - | 140 | 190 | - | - |
| 40 | 140 | 240 | 241 | - | - |
| 50 | 150 | 250 | 241 | 178 | 279 |
| 65 | 170 | 270 | 271 | 190 | 279 |
| 80 | 180 | 280 | 297 | 203 | 294 |
| 100 | 190 | 300 | 334 | 229 | 324 |
| 125 | 200 | 325 | 376 | 254 | 324 |
| 150 | 210 | 350 | 448 | 267 | 429 |
| 200 | 230 | 400 | 562 | 292 | 531 |
| 250 | 250 | 450 | 664 | 330 | 614 |
| 300 | 270 | 500 | 740 | 356 | 690 |
| 350 | 290 | 550 | 940/930 | 381 | 867 |
| 400 | 310 | 600 | 940/960 | 406 | 867 |
| 450 | 330 | 650 | 951*/1170**/1130*** | - | - |
| 500 | 350 | 700 | 951*/1140**/1130*** | - | - |
| 600 | 390 | 800 | - /1280**/1270*** | - | - |
| 700 | 430 | - | 1622 | - | - |
| 800 | 470 | 1000 | 1672**/1591*** | - | - |
| 900 | 510 | - | 2118 | - | - |
| 1000 | 550 | - | 2067 | - | - |



* Series 02 ** Series 06 *** Series 55

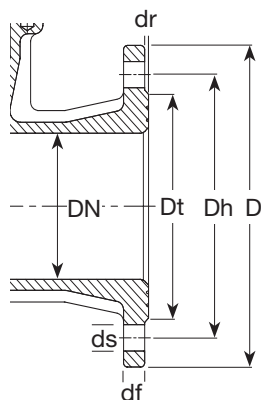
STEM DIMENSIONS AND HEIGHTS ABOVE CENTER LINE:

| DN | Service connection valve | | | | Valves to EN 1074-1 & 2, type A (DIN 3352 part 4) | | | Valves to EN 1074-1 & 2, type B (BS 5163) | | |
|-------|--------------------------|-------|------|-------|---|--------|--------|---|------|-------|
| | H mm | H1 mm | F mm | F1 mm | H1 mm | F mm | F1 mm | H1 mm | F mm | F1 mm |
| 25 | 180 | 35 | 12,3 | 15,4 | - | - | - | - | - | - |
| 32 | 190 | 35 | 12,3 | 15,4 | - | - | - | - | - | - |
| 40 | 203 | 35 | 12,3 | 15,4 | 29 | 14 | 16,6 | - | - | - |
| 50 | 213 | 35 | 12,3 | 15,4 | 29 | 14 | 16,6 | 38 | 19 | 22,4 |
| 65 | - | - | - | - | 34 | 17 | 20,0 | 38 | 19 | 22,4 |
| 80 | - | - | - | - | 34 | 17 | 20,0 | 38 | 19 | 22,4 |
| 100 | - | - | - | - | 38 | 19 | 22,4 | 38 | 19 | 22,4 |
| 125 | - | - | - | - | 38 | 19 | 22,4 | 38 | 19 | 22,4 |
| 150 | - | - | - | - | 38 | 19 | 22,4 | 42 | 24 | 27,7 |
| 200 | - | - | - | - | 42 | 24 | 27,7 | 47 | 27 | 31,2 |
| 250 | - | - | - | - | 47 | 27 | 31,2 | 47 | 27 | 31,2 |
| 300 | - | - | - | - | 47 | 27 | 31,2 | 47 | 27 | 31,2 |
| 350 | - | - | - | - | 55 | 32 | 36,9 | 55 | 32 | 36,9 |
| 400 | - | - | - | - | 55 | 32 | 36,9 | 55 | 32 | 36,9 |
| 450* | - | - | - | - | 55 | 32 | 36,9 | - | - | - |
| 500* | - | - | - | - | 55 | 32 | 36,9 | - | - | - |
| 450** | - | - | - | - | 84 | Ø30/40 | Ø30/40 | - | - | - |
| 500** | - | - | - | - | 84 | Ø30/40 | Ø30/40 | - | - | - |
| 600** | - | - | - | - | 83.5 | Ø30/40 | Ø30/40 | - | - | - |
| 700 | - | - | - | - | 83.5 | Ø40 | Ø40 | - | - | - |
| 800 | - | - | - | - | 83.5 | Ø40 | Ø40 | - | - | - |
| 900 | - | - | - | - | 83.5 | Ø40 | Ø40 | - | - | - |
| 1000 | - | - | - | - | 83.5 | Ø40 | Ø40 | - | - | - |



* series 02 and 20
** Ø30 for series 06 - Ø40 for series 55/30

Standard flange drillings



Drillings to ISO 7005 part 2 (EN 1092-2: 1997, DIN 2501):

| DN | D mm | | Dt mm | Dh mm | | df mm | | dr mm | ds mm | | Number of Holes | | Bolt size | |
|------|------|------|----------|-------|------|-------|------|-------|-------|------|-----------------|------|-----------|------|
| | PN10 | PN16 | | PN10 | PN16 | PN10 | PN16 | | PN10 | PN16 | PN10 | PN16 | PN10 | PN16 |
| 40 | 150 | | 83 | | 110 | | 16 | 3 | | 19 | | 4 | | M16 |
| 50 | 165 | | 102 | | 125 | | 16 | 3 | | 19 | | 4 | | M16 |
| 65 | 185 | | 122 | | 145 | | 16 | 3 | | 19 | | 4 | | M16 |
| 80 | 200 | | 138 | | 160 | | 16 | 3 | | 19 | | 8 | | M16 |
| 100 | 220 | | 158 | | 180 | | 16 | 3 | | 19 | | 8 | | M16 |
| 125 | 250 | | 188 | | 210 | | 16 | 3 | | 19 | | 8 | | M16 |
| 150 | 285 | | 212 | | 240 | | 16 | 3 | | 23 | | 8 | | M20 |
| 200 | 340 | | 268 | 295 | 295 | | 17 | 3 | 23 | 23 | 8 | 12 | | M20 |
| 250 | 400 | | 320 | 350 | 355 | | 19 | 3 | 23 | 28 | 12 | 12 | M20 | M24 |
| 300 | 455 | | 370 | 400 | 410 | | 21 | 4 | 23 | 28 | 12 | 12 | M20 | M24 |
| 350 | 520 | | 430 | 460 | 470 | | 23 | 4 | 23 | 28 | 16 | 16 | M20 | M24 |
| 400 | 580 | | 482 | 515 | 525 | | 28 | 4 | 28 | 31 | 16 | 16 | M24 | M27 |
| 450 | 640 | | 535 | 565 | 585 | | 28 | 4 | 28 | 31 | 20 | 20 | M24 | M27 |
| 500 | 715 | | 590 | 620 | 650 | | 28 | 4 | 28 | 34 | 20 | 20 | M24 | M30 |
| 600 | 840 | | 685/725* | 725 | 770 | | 29 | 5 | 34 | 37 | 20 | 20 | M27 | M33 |
| 700 | 895 | - | 794 | 840 | - | | 33 | - | 31 | - | 24 | - | M27 | - |
| 800 | 1015 | - | 901 | 950 | - | | 35 | 5 | 34 | - | 24 | - | M30 | - |
| 900 | 1115 | 1125 | 1001 | 1050 | 1050 | | 38 | 46 | 34 | 41 | 28 | 28 | M30 | M36 |
| 1000 | 1230 | 1255 | 1112 | 1160 | 1170 | | 40 | 50 | 37 | 44 | 28 | 28 | M33 | M39 |

*Series 55/30 / series 06